



# Quizizz

Gamified Classroom Quizzes!



[contact@quizizz.com](mailto:contact@quizizz.com)

What is Quizizz?



A **fun game** to conduct  
quick **assessments**  
with your class.

# What's different about Quizizz?

Student-paced

Realtime Feedback

Question Library

BYOD

**ALSO...**



**ITS AWESOME!**

**JUST LIKE YOU**



Playing a Quizizz

# Playing a Quizizz

## Step 1: Search

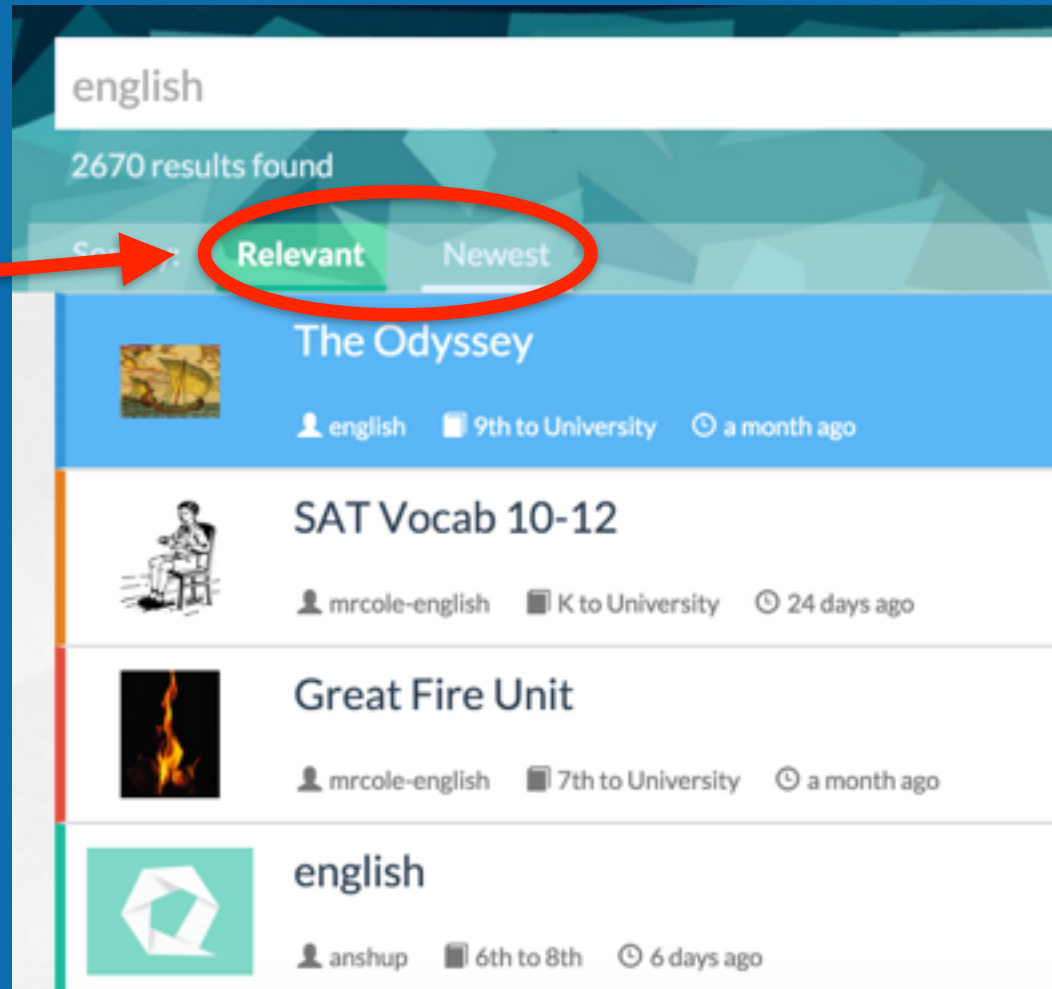
**Search** for quizzes using relevant keywords, or the username of the creator.

### 2 Sorting Options

1. **Relevant** (default): This sorts the quizzes by how closely they match your keywords.
2. **Newest**: This sorts the quizzes (that match your keywords) by how recently they were created.

### Bonus Option: Include duplicates?

Include duplicate versions of quizzes in the list of results.  
(Useful if you like a quiz, and want to see variations of it.)



The screenshot shows the Quizizz search interface. At the top, a search bar contains the word "english". Below the search bar, it indicates "2670 results found". There are two sorting options: "Relevant" and "Newest". The "Relevant" option is selected and highlighted with a red circle. An orange arrow points from the "2 Sorting Options" text to the "Relevant" button. Below the sorting options, there is a list of quiz results. Each result includes a thumbnail image, the quiz title, the creator's name, the grade level, and the time since it was created. The first result is "The Odyssey" by "english", for "9th to University", created "a month ago". The second result is "SAT Vocab 10-12" by "mrcole-english", for "K to University", created "24 days ago". The third result is "Great Fire Unit" by "mrcole-english", for "7th to University", created "a month ago". The fourth result is "english" by "anshup", for "6th to 8th", created "6 days ago".


# Playing a Quizizz

## Step 2: Live or Homework?

Quizizz supports 2 modes for conducting a game, **live** and **homework**.



1. Ideal for an in-class review session.
2. Game automatically ends when all the students have completed.
3. Students need to complete in one sitting, they cannot resume a game later.
4. Has a "Live Results" dashboard while the game is running.



1. Ideal for a homework assignment.
2. You can set a deadline up to 2 weeks into the future.
3. Game automatically ends at the deadline.
4. Students can resume a half-done assignment later.

Both Live and Homework game data will show up in the "My Reports" tab



# Playing a Quizizz

## Step 3: Quiz Settings

Use these settings to adjust the level of competition and fun.

1. **Jumble Questions** order for each student
2. **Jumble Answers** for each question
3. **Show Answers** after questions
4. **Show Quiz Review** on student devices at the end of the quiz
5. **Show Leaderboard**
6. **Question Timer**: If ON, students get 600 points for correct + up to 400 time bonus, 0 points for wrong answers. If this is turned OFF, students will get 1000 points for correct, and 0 for wrong.
7. **Show memes** (the funny pictures after questions)
8. **Play Music** on student devices



# Playing a Quizizz

## Step 4: Share Code


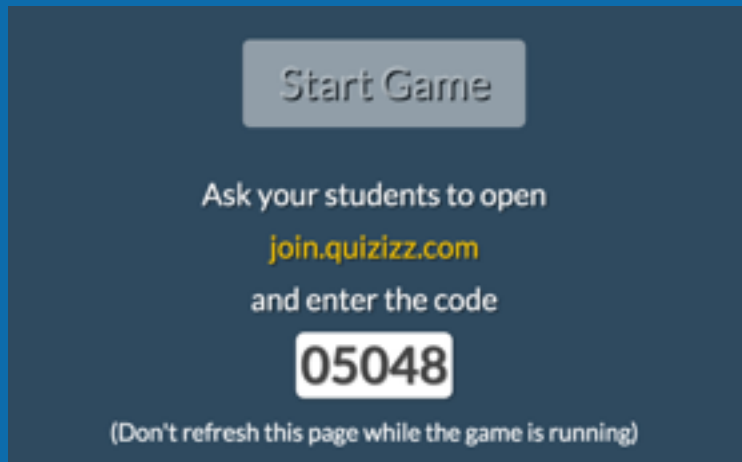
### TEACHER'S SCREEN

Once you click **PROCEED** on the customization page, your **5 digit GAME CODE** is shown on the screen.

### STUDENT'S SCREEN

Ask your students to open <http://join.quizizz.com> and

1. Enter the GAME CODE
2. Enter their name/nickname

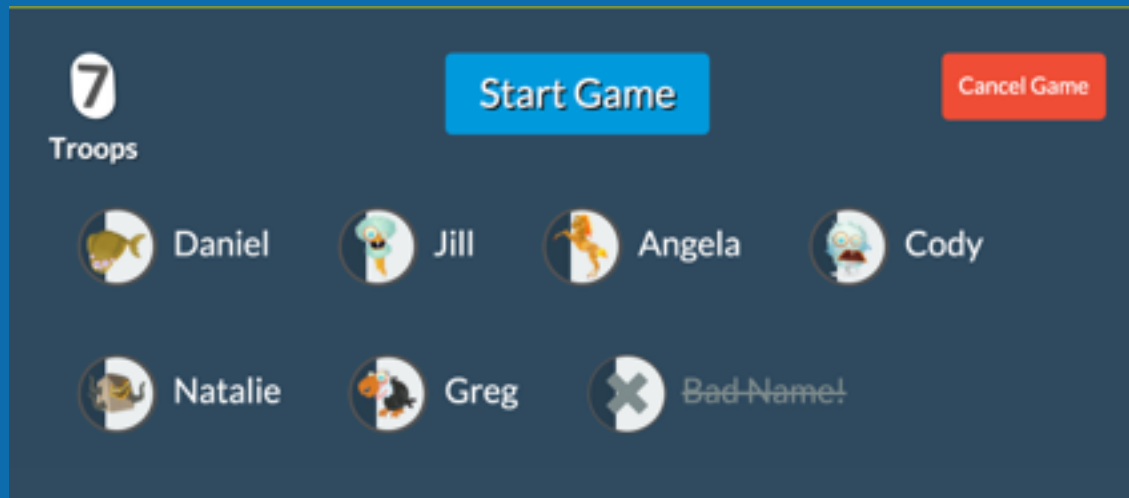


# Playing a Quizizz

## Step 4: GO!!!

If you are playing a homework game, it will already be started.

For a live game, once students have joined, click **“START GAME”** to begin your Quizizz!



**TIP 1:** Click on a student's name/icon to kick them out of the game if required.

**TIP 2:** Students can join a live game after the quiz begins also, so you can get started even if a few students are yet to join.

# Playing a Quizizz

## Step 5: Realtime Feedback

For live games, you will see **realtime updates** of **student-level progress**, as well as the number of right/wrong answers on a **question-level**.

Homework games also have a report that gives you all the same data.



**Tip 1:** The game automatically ends once **all** the students have completed **all** the questions.

**Tip 2:** Use the student progress graph to see how much each student has left to do.

**Tip 3:** You can also end the game any time by clicking “End Game”.

# Playing a Quizizz

## Step 6: View/Save Data

You can also download a more detailed Excel report of the data from the report page.

**Quiz Ended**

[Back to Home](#) [Save Data](#)

Name	Score	1	2	3	4	5	6	7	8	9	10
Rachel	7600	✓	✓	✓	✓	✓	✓	✗	✓	✗	✓
Mike Ross	6690	✗	✓	✓	✗	✓	✓	✓	✗	✓	✓
Jill	6380	✓	✓	✓	✗	✗	✓	✓	✓	✓	✗
Daniel	6270	✗	✓	✓	✗	✓	✗	✓	✓	✓	✓

**Questions**

1. What is 7.7 - 2? 2 2

Questions	Class level			Student level						
	# Correct	# Incorrect	# Unattempted	Diana	Quentin	Chris	Mike Ross	Rob	Jill	AJThor
When no light passes through an object, that object is said to be _____.	4	0	0	transparent	transparent	opaque	opaque	transparent	opaque	opaque
A high-frequency wave has _____ than a low-frequency wave.	4	0	1	a shorter wavelength	a shorter wavelength	a shorter wavelength	a shorter wavelength	the same wavelength	a longer wavelength	
Which of the following describes the path of light as it travels away from its source?	5	0	0	a straight line away	a straight line away	a straight line away	curves away in a 90° direction	a straight line away	a straight line away	curves away in a 90° direction
What is the lowest point on a wave?	5	0	0	trough	trough	trough	amplitude	trough	trough	amplitude
Which statement regarding light is true?	4	0	0	it travels at a constant speed	it travels at a constant speed	it travels at a constant speed	it travels at a constant speed	its speed depends on frequency	its speed depends on frequency	its speed depends on frequency
Which material would reflect the most visible light?	0	0	0	a white shirt	a black wall	a black wall	a white shirt	a green leaf	a black wall	a black wall
A black object absorbs which color of light?	5	0	0	every color	every color	no color	every color	every color	white	every color
When a light beam bounces off a surface it is said to be _____.	5	0	1	reflected	reflected	reflected	reflected	reflected	reflected	
The distance from one crest to the next on a wave is referred to as _____.	0	4	0	wavelength	wavelength	wavelength	wavelength	pitch	wavelength	amplitude
An opaque object will _____ light that strikes it.	4	0	1	absorb and reflect	absorb and reflect	transmit and reflect	transmit and reflect	absorb and reflect	absorb and reflect	absorb and reflect
Which of the following will absorb the most light?	5	0	0	a black object	a metal object	a black object	a black object	a black object	a silver object	a black object
Which object transmits light?	0	0	0	sheet of glass	sheet of glass	sheet of glass	opaque window	mirror	mirror	mirror
What happens to a beam of light as it passes from air to water?	0	0	0	continues to move straight	it will bend	moves at a faster speed	it will bend	it will bend	moves at a faster speed	continues to move straight
Although ocean waves move across, they do not push a floating object along with them. This is because the _____.	1	0	1	is moving too slowly	is moving too slowly	is moving too slowly	is losing energy down through	is transforming energy through	has no force	
<b>Total</b>	50	45	4	Score 80%	Score 77%	Score 78%	Score 88%	Score 83%	Score 81%	Score 78%
<b>Accuracy</b>				79%	70%	93%	74%	76%	78%	76%

# Creating a Quizizz

# Creating a Quizizz

## Step 1: Name and Tags

**Note:** You'll need to be logged-in to CREATE a Quizizz.



1. Click the "CREATE" tab in the top navigation bar.
2. Enter a descriptive name and a cover image for the quiz.
3. Select whether the quiz should be Public/Private.
4. Choose the language of the quiz (English is default)

**Tip:** Entering a descriptive name goes a long way in making your quiz easy to find for other teachers, so please chip in 😊

The image shows a screenshot of the 'Quiz Info' form. At the top, there's a blue header with the text 'Quiz Info'. Below it is a cover image titled 'OUR SOLAR SYSTEM' showing the sun and planets. The main title of the quiz is 'Solar System Ch. Review'. Below the title, there's a dropdown menu for language, currently set to 'English'. At the bottom, there are two radio buttons for 'Public' (selected) and 'Private'. A blue 'Done' button is located at the bottom right of the form.

# Creating a Quizizz

## Step 2: Creating Questions

Edit quiz name, cover image, language, public/private.

Hover over questions to see what is incomplete.

Add symbols and text formatting.

“[Teleport](#)” questions from other public quizzes.

Drag n’ drop to reorder Qs.

Duplicate and Delete buttons

Add question to your images

View a preview of the question.

Question Options (min 2 reqd.)

The screenshot displays the Quizizz question creation interface. On the left, a list of questions is shown with drag handles and duplicate/delete icons. The central editor shows a question: "Which animal is this?" with a dog image. Below the question, there are four options: Cow, Cat, Dog, and Goat. The Dog option is marked as "correct", while the others are "incorrect". A red "Incomplete Question" warning is visible. The right side shows a "QUESTION PREVIEW" of the same question with the dog image and a "CLICK TO HIDE TEXT" button. The top of the interface includes the Quizizz logo, search bar, and "Saved!" status.



# Creating a Quizizz

## Step 3: Finish and Save

### A few final details

1. Specify the **grade range**.
2. Select **Subjects**, and **Quiz** within those subjects to make it easier to search for them later.
3. You can also add custom **Tags** that you feel are relevant.
4. Once you're done, make sure to click "**Finish and Create Quiz**" to complete the process. You can always edit the quiz any time you want.
5. You can play your quiz now!

Final step, we promise :)

Grade: 3 - 6

Subjects

Mathematics Physics Chemistry Biology Computers

Other Sciences English World Languages Geography History

Arts Specialty Professional Development Physical Ed Other

Topics

1D Motion 2D Motion Laws of Motion Work & Energy

Cancel Finish and Create Quiz

# Creating a Quizizz

## Step 4: Review, Play, Share and more!

QUIZZZ Public My Quizizz Create My Reports deepak

### Solar System Ch. Review

deepak 10 days ago 5th to 7th

OUR SOLAR SYSTEM

Play Live! Homework

Duplicate Edit Delete

Share: [Social Media Icons]

Other Sciences > Astronomy > Solar System

22 Questions

1 The flash of light produced when a meteoroid passes through Earth's atmosphere is a(n) 30 Secs

- Meteorite
- Asteroid
- Meteor
- Comet

2 The four terrestrial planets all have 30 Secs

- Rocky surfaces
- Hot temperatures
- Deep atmospheres
- Large size

3 A stream of particles that extends outward from the sun's coronal field 30 Secs Chat

Duplicate, Edit or Delete

Share your quizzes with others!

Views questions slideshow

Show/hide answers

# How can I use Quizizz?

Super-fun review sessions!

Quick tests and pop-quizzes

Self-paced classwork

Homework with a twist!

# Thank you!



## Have feedback or suggestions?

We need your feedback and support to keep improving Quizizz, so please take a moment to shoot us an email at [contact@quizizz.com](mailto:contact@quizizz.com), or tweet to [@quizizz](https://twitter.com/quizizz), or use the onsite feedback options to reach us. Working together, we can create something amazing!